





ESSENTIAL SOIL SCHEDULE

PH = 5.5 - 6.5

		GROW			BLOOM								
Week		0	1	2	1	2	3	4	5	6	7	8	9
E.C.		0.8	1.0	1.2	1.2	1.4	1.6	1.8	1.8	1.8	1.8	1.8	0.6
	STAGE 1: BASE NUTRIENT												
	Soil A + B		2 ml	2 ml	3 ml	3 ml	4 ml	4 ml	4 ml	4 ml	4 ml	4 ml	
	STAGE 2: ROOT BOOSTER												
	Root Stimulant	2.5 ml	2.5 ml	2.5 ml	2.5 ml	2.5 ml							
	STAGE 3: ADDITIVE												
	Evolution 2.0		SPRAY 1-2 TIMES PER WEEK, AS NEEDED										
	Magne-Cal+				1 ml	1 ml	1 ml	2 ml	2 ml	2 ml	2 ml	2 ml	
	STAGE 4: BLOOM BOOSTER												
	Ignition Boost				2 ml	2 ml	2 ml	2 ml	2 ml	2 ml	2 ml	2 ml	
	PK 13/14							0.5 ml	1 ml	1.5 ml	2 ml	2 ml	

FLUSH (WATER ONLY)

Dose rates in ml per Litre. These are guidelines only, individual situations may vary.

